

Beta

— EASY —



2022

Geldig tot 19/12/2022
of zolang de voorraad strekt

www.beta-tools.com

 **Beta**
— EASY —

ASSORTIMENT 2022



1/4
860EA/31
008600992


30-delig bitset met magnetische bithouder,
in kunststof box.

31x

	861LP	●	0,5x3-0,6x4,5-0,8x5,5-1,0x5,5-1,2x6,5-1,6x8 mm
	861PH	⊕	PH1-PH2-PH3
	861PZ	⊕	PZ1-PZ-PZ3
	861PE	○	2-3-4-5-6-8 mm
	861TX	⊗	T8-T9-T10-T15-T20-T25-T27-T30-T40
	861PQ	○	1-2-3 mm
	882M1	○ 1/4 - ● 1/4	

€ 17,50

4 mm
1256/C21-1
012560122


21-delig bitset met magnetische bithouder,
in kunststof box.

22x

	1256LP	●	1,5-2-2,5 mm
	1256PH	⊕	PH0-PH1
	1256PZ	⊕	PZ0-PZ1
	1256PE	○	0,7-0,9-1,3-1,5-2-2,5-3 mm
	1256TX	⊗	T4-T5-T6-T7
	1256RTX	⊗	T8-T10-T15
		4 mm	99 mm

€ 14,50

14"
903E/C42
009031042

Assortiment van 13 zeskant dopsleutels,
18 bits, 4 haakse stiftsleutels
en 7 toebehoren in kunststof koffer.

42x

	C900	⊗	4-4,5-5-5,5-6-7-8-9-10-11-12-13-14 mm
	900E/55	⊗	
	C900/25		
	C900/20		50 mm
	C900/20L		100 mm
	C900/42		115 mm
	C900/30		150 mm
	96	○	1,3-1,5-2-2,5 mm
	C900AD	⊗	1/4"
	861LP	●	0,6x4-0,8x5,5-1,2x6,5 mm
	861PH	⊕	PH1-PH2-PH3
	861PZ	⊕	PZ1-PZ2-PZ3
	861PE	○	3-4-5-6 mm
	861TX	⊗	T10-T15-T20-T25-T30

€ 42,50


190x160x60 mm

Prijzen exclusief BTW.

3/8"

913E/C33

009131033

Assortiment van 28 zeskant
dopsleutels en 5 toebehoren,
in kunststof koffer.

€ 52,50



	C910A	○	6-7-8-9-10-11-12-13-14-15-16-17-18-19-20-21-22-24 mm
	C910AL	○	8-9-10-12-13-14-17-19 mm
	C956E	○	16 mm (5/8") 21 mm (13/16")
	910E/55	⊗	
	C910/25		
	C910/21		75 mm
	C910/22		150 mm
	C920/15F	□ 1/2" - ■ 3/8"	

285x210x84 mm

1/2"

923E/C25

009231025

Assortiment van 20 zeskant
dopsleutels en 5 toebehoren,
in kunststof koffer.

€ 79,00



	C920A	○	8-9-10-11-12-13-14-15-16-17-18-19-20-21-22-23-24-27-30-32 mm
	920E/55	⊗	
	C920/25		
	C920/21		125 mm
	C920/22		250 mm
	C910/16F	□ 3/8" - ■ 1/2"	

285x210x84 mm






12"
923E-PE/C18
009231028


Assortiment van 18 doppen met inbus profiel in korte, lange en extra lange uitvoering.

Geleverd in kunststof koffer.

€ 65,00


285x210x84 mm




 55 mm	C920PE	○ 4-5-6-7-8-10-12 14-17-19 mm
 100 mm	C920PE-L	○ 4-5-6-7-8 mm
 140 mm	C920PE-XL	○ 10-12-14 mm

12"
923E-TX/C18
009231018


Assortiment van 18 doppen met Torx® profiel in korte, lange en extra lange uitvoering. Geleverd in kunststof koffer.

€ 56,00


285x210x84 mm



 55 mm	C920TX	⊗ T20-T25-T27-T30-T40- T45-T50-T55-T60-T70
 100 mm	C920TX-L	⊗ T20-T25-T27-T30-T40
 140 mm	C920TX-XL	⊗ T45-T50-T55

12"
923E-FTX/C17
009231017


Assortiment van 17 Torx® doppen, in- en uitwendig profiel, in kunststof koffer.

€ 39,00


285x210x84 mm

	C920FTX	⊗ E10-E12-E14-E16-E18-E20- E22-E24
	C920TX	⊗ T20-T25-T27-T30-T40-T45- T50-T55-T60

Prijzen exclusief BTW.

3/4"

928E/C17
009282017

3/4"



Assortiment van 12 zeskant dopsleutels en 5 toebehoren, in kunststof koffer.

€ 239,00

	C928A	○	22-24-27-30-32-34-36-38-41-46-50-55 mm
	C928/55	⊗	
	C928/25		
	C928/21		100 mm
	C928/22		200 mm
	C928/42		455 mm

555x370x92 mm



1/4" 1/2"

903E/C98
009031098



Assortiment van 45 zeskant dopsleutels, 35 bits, 4 haakse stiftsleutels en 14 toebehoren in kunststof koffer.

€ 115,00

1/4"		C900	○	4-4,5-5-5,5-6-7-8-9-10-11-12-13-14 mm
		C900L	○	6-7-8-9-10-11-12-13 mm
		900E/55	⊗	
		C900/25		
		C900/20		50 mm
		C900/20L		100 mm
		C900/30		150 mm
		C900/42		115 mm

1/2"		C920A	○	10-11-12-13-14-15-16-17-18-19-20-21-22-24-27-30-32 mm
		C920L	○	14-15-17-19-22 mm
		C956C	○	16 mm (5/8") - 21 mm (13/16")
		920E/55	⊗	
		C920/25		
		C920/21		125 mm
		C920/22		250 mm

	C910/16F	□ 3/8" - ■ 1/2"
	C895/6	□ 1/2" - ◇ 5/16"
	C900AD	⊗ 1/4"
	892/0	● 1/4" - ■ 1/4"

375x295x84 mm



	861PH	⊕	⊗ PH1-PH2
	861PZ	⊕	⊗ PZ1-PZ2
	861PE	○	⊗ 3-4-5-6 mm
	861LP	●	⊗ 0,6x4-0,8x5,5-1,2x6,5 mm
	861TX	⊗	⊗ T10-T15-T20-T25-T27-T30
	C866LP	●	⊗ 1,6x8-1,6x10-2,0x12 mm
	C866PH	⊕	⊗ PH3-PH4
	C866PZ	⊕	⊗ PZ3-PZ4
	866PE	○	⊗ 7-8-10-12-14 mm
	866TX	⊗	⊗ T40-T45-T50-T55-T60-T70
	96	○	⊗ 1,3-1,5-2-2,5 mm

1/4" 3/8" 1/2"

903E/C170

009031170

Assortiment van 74 zeskant
dopsleutels, 42 bits,
30 schroevendraaiersdopsleutels,
7 haakse stiftsleutels en 17 toebehoren
in kunststof koffer.

€ 215,00



453x375x90 mm

1/4"

	C900	○	4-4,5-5-5,5-6-7-8-9-10-11-12-13-14 mm
	C900L	○	4-5-6-7-8-9-10 mm
	900E/55	⊕	
	C900/25		
	C900/20		50 mm
	C900/20L		100 mm
	C900/30		150 mm
	C900/42		115 mm
	C900FTX	⊗	E4-E5-E6-E7-E8
	C900LP	●	0,8x4-1,0x5,5-1,2x6,5-1,2x8 mm
	C900PH	⊕	PH0-PH1-PH2
	C900PZ	⊕	PZ0-PZ1-PZ2
	C900ME	○	3-4-5-6 mm
	C900TX	⊗	T08-T09-T10-T15-T20-T25-T27-T30
	C900RTX	⊗	T08-T09-T10-T15-T20-T25-T27-T30

3/8"

	C910A	○	10-11-12-13-14-15-16-17-18-19 mm
	C910AL	○	10-11-12-13-14-15 mm
	C910FTX	⊗	E10-E11-E12-E14-E16
	C956E	○	18 mm (11/16")
	910E/55	⊕	
	C910/25		
	C910/22		150 mm

1/2"

	C920A	○	10-11-12-13-14-15-16-17-18-19-20-21-22-24-27-30-32 mm
	C920L	○	16-17-18-19-22 mm
	C920FTX	⊗	E18-E20-E24
	C956C	○	16 mm (5/8") - 21 mm (13/16")
	920E/55	⊕	
	C920/25		
	C920/21		125 mm
	C920/22		250 mm
	C910/16F		□ 3/8" - ■ 1/2"

	96	○	0,9-1,5-2-2,5-3-4-5 mm
	C895/4	□ 3/8" - ○ 5/16"	
	C895/6	□ 1/2" - ○ 5/16"	
	C900AD	⊗ - 1/4"	
	892/0	⊗ - 1/4"	
	861RTX	⊗ T09-T10-T15-T20-T25-T27-T30-T40	
	861TX	⊗ T6-T7-T8	
	861RIBE	⊗ 7-8-9 mm	
	861XZN	⊗ 5-6-8 mm	
	C866LP	● 1,6x8-1,6x10-2,0x12 mm	
	C866PH	⊕ PH3-PH4	
	C866PZ	⊕ PZ3-PZ4	
	866PE	○ 7-8-10-12-14 mm	
	866TX	⊗ T40-T45-T50-T55-T60-T70	
	866RTX	⊗ T40-T45-T50-T55-T60-T70	

Prijzen exclusief BTW.



14" 12"

2046E/C116
020460116

116-delig assortiment gereedschappen voor algemeen onderhoud, in kunststof koffer.

x 116

€ 239,00



453x375x90 mm

14"

	C900	○	4-4,5-5-5,5-6-7-8-9-10-11-12-13-14 mm
	C900L	○	6-7-8-9-10-11-12-13 mm
	900E/55	⊕	
	C900/25		
	C900/20		50 mm
	C900/20L		100 mm
	C900/30		150 mm
	C900/42		115 mm

12"

	C920A	○	10-11-12-13-14-15-16-17-18-19-20-21-22-24-27-30-32 mm
	C920L	○	14-15-17-19-22 mm
	C956C	○	16 mm (5/8") - 21 mm (13/16")
	920E/55	⊕	
	C920/25		
	C920/21		125 mm
	C920/22		250 mm
	C910/16F	□ 3/8" - ■ 1/2"	
	C895/6F	□ 1/2" - ○ 5/16"	

	C900AD	⊕ 14"	
	892/0	● 1/4" - ■ 1/4"	
	861PH	⊕ PH1-PH2	
	861PZ	⊕ PZ1-PZ2	
	861PE	○ 3-4-5-6 mm	
	861LP	● 0,6x4-0,8x5,5-1,2x6,5 mm	
	861TX	⊕ T10-T15-T20-T25-T27-T30	
	C866LP	● 1,6x8-1,6x10-2,0x12 mm	
	C866PH	⊕ PH3-PH4	
	C866PZ	⊕ PZ3-PZ4	
	866PE	○ 7-8-10-12-14 mm	
	866TX	⊕ T40-T45-T50-T55-T60-T70	
	42C	⊕ 7-8-9-10-11-12-13-14-15-16-17-18-19 mm	
	96/SC9	○ 1,5-2-2,5-3-4-5-6-8-10 mm	



1/4" 1/2"

2047E/C108

020470008

108-delig assortiment gereedschappen voor algemeen onderhoud, in kunststof koffer.

x108

€ 295,00

555x370x92 mm



1/4"

	C900	○	4-4,5-5-5,5-6-7-8-9-10-11-12-13-14 mm
	900E/55	⊕	
	C900/25		
	C900/20		50 mm
	C900/20L		100 mm
	C900/30		150 mm
	C900/42		115 mm

860EA/31

	861LP	0,5x3-0,6x4-5-0,8x5,5-1,0x5,5-1,2x6,5-1,6x8 mm
	861PH	1-2-3
	861PZ	1-2-3
	861PE	2-3-4-5-6-8 mm
	861TX	T8-T9-T10-T15-T20-T25-T27-T30-T40
	861PQ	1-2-3 mm
	882M1	○ 1/4 - ● 1/4



1/2"

	C920A	○	10-11-12-13-14-15-16-17-18-19-20-21-22-24-27-30-32 mm
	C956C	○	16 mm (5/8") - 21 mm (13/16")
	920E/55	⊕	
	C920/25		
	C920/21		125 mm
	C920/22		250 mm
	C910/16F	□ 3/8" - ■ 1/2"	

	C900AD	⊕ 1/4"	
	42C	⊕	7-8-9-10-11-12-13-14-15-16-17-18-19 mm
	96/SC9	○	1,5-2-2,5-3-4-5-6-8-10 mm
	1048		250 mm
	1082CM	⌒	160 mm
	1150CM	≡	180 mm
	1166CM	●	160 mm
	1201E	●	3x75-4x100-5,5x125-6,5x150mm
	1202E	⊕	PH1-PH2
	1370C		300 g

Prijzen exclusief BTW.



1/4"

2054E-100

020540001

Gereedschapskoffer met 100-delig assortiment gereedschappen voor algemeen onderhoud.

- Geïntegreerde foam inlay.

€ 249,00

400x300x140 mm



	42C		6-7-8-9-10-11-12-13-14-15-16-17-19 mm
	96K/SP9		1,5-2-2,5-3-4-5-6-8-10 mm
	1048C		250 mm
	1082CM		160 mm
	1150CM		180 mm
	1166CM		160 mm
	1201E		3x75-5,5x100-6,5x150 mm
	1202E		PH0x60-PH1x80-PH2x100 mm
	1253		3,5x100 mm
	1370C		300 g
	1692/3		3 m
	1770A		9 mm
	1770RL		10x
	1777BM		190 mm
	1725CR		150 mm

860EA/31

	861LP	0,5x3-0,6x4,5-0,8x5,5-1,0x5,5-1,2x6,5-1,6x8 mm
	861PH	1-2-3
	861PZ	1-2-3
	861PE	2-3-4-5-6-8 mm
	861TX	T8-T9-T10-T15-T20-T25-T27-T30-T40
	861PQ	1-2-3 mm
	882M1	○ 1/4 - ● 1/4



1/4"

	882P/80		○ 1/4 - ● 1/4
	895 /1		○ 1/4 - □ 1/4
	C900		4-4,5-5-5,5-6-7-8-9-10-11-12-13-14 mm
	C900/20		50 mm
	C900/20L		100 mm
	C900/25		
	C900/30		150 mm
	C900/42		115 mm
	C900/48		150 mm



1/4" 3/8"

2054E-128

020540002

Gereedschapskoffer met 128-delig assortiment gereedschappen voor algemeen onderhoud.

- Geïntegreerde foam inlay.

€ 295,00

860EA/31

●	861LP	0,5x3-0,6x4,5- 0,8x5,5-1,0x5,5- 1,2x6,5-1,6x8 mm
+	861PH	1-2-3
+	861PZ	1-2-3
○	861PE	2-3-4-5-6-8 mm
⊗	861TX	T8-T9-T10-T15-T20 T25-T27-T30-T40
○	861PQ	1-2-3 mm
○	882M1	○ 1/4 - ● 1/4

1256/C21-1

■	1256LP	●	1,5-2-2,5 mm
■	1256PH	⊕	PH0-PH1
■	1256PZ	⊕	PZ0-PZ1
■	1256PE	○	0,7-0,9-1,3-1,5-2-2,5-3 mm
■	1256TX	⊗	T4-T5-T6-T7
■	1256RTX	⊗	T8-T10-T15
■		4 mm	99 mm

	42C	⊗	7-8-9-10-11-12-13-14-15-16-17-19 mm
	96K/SP9	○	1,5-2-2,5-3-4-5-6-8-10 mm
	1048C		250 mm
	1082CM	⌞	160 mm
	1150CM	≡	180 mm
	1166CM	●	160 mm
	1201E	●	3x75-5,5x100-6,5x150 mm
	1202E	⊕	PH0x60-PH1x80-PH2x100 mm
	1128BMXC		150 mm
	1370C		300 g
	1692/3		3 m
	1771	3x	18 mm
	1771RL		10x
	1833XS/2		133 mm Batteries: 2xAAA (not included)

400x300x140 mm

1/4"

	895 /1	○	1/4 - □ 1/4
	C900	○	4-4,5-5-5,5-6-7-8-9-10-11-12-13 mm
	C900/20L		100 mm
	C900/25		
	C900/30		150 mm
	C900/42		115 mm
	C900/48	⊗	150 mm

3/8"

	C910A	○	14-15-17-18-19-22-24 mm
	C910/22		150 mm
	C910/25		
	C910/72	⊗	200 mm
	C920/15F	□ 1/2" - ■ 3/8"	



1/4" 1/2"

2056E

020560010

Gereedschapskoffer met 163-delig assortiment gereedschappen voor algemeen onderhoud.

- Uitneembaar gereedschapspaneel.
- Geïntegreerde foam inlay.



€ 349,00

465x330x170 mm

**x
163**



Gereedschapskoffer + 163 gereedschappen

861/C61

861LP	0,5x3 (2)-0,5x4(2)- 0,6x4,5(2)-0,8x5(2)- 1,0x5,5(2)-1,0x6(2)-1,6x8(2) mm
861PH	PH0(2)-PH1(7)-PH2(7)-PH3(2)
861PZ	PZ0(2)-PZ1(3)-PZ2(3)-PZ3(2)
861PE	1,5-2,2,5-3-4-4,5-5-5,5-6-8 mm
861TX	T9-T10-T15-T20-T25 T27-T30-T40
	○ 1/4 - ● 1/4



1256/C21-1

1256LP	1,5-2-2,5 mm
1256PH	PH0-PH1
1256PZ	PZ0-PZ1
1256PE	0,7-0,9-1,3-1,5-2-2,5-3 mm
1256TX	T4-T5-T6-T7
1256RTX	T8-T10-T15
	4 mm 99 mm



42C	8-9-10-11-12-13-14-15- 16-17-18-19 mm
96BPC/SK9	1,5-2-2,5-3-4-5-6-8-10 mm
111	250 mm
1048C	250 mm
1082CM	160 mm
1150CM	180 mm
1166CM	160 mm
1201E	2,5x50-3x75-4x125- 5,5x150-6,5x150-8x150 mm
1202E	PH1x80-PH2x100 mm
1209E/PZ	PZ1x80-PZ2x100 mm
1128BMXC	150 mm
1253	3,5x100 mm
1370C	300 g
1692/5	5 m
1725CR	150 mm
1771	3x 18 mm

Gereedschapstrolley + 163 gereedschappen


1/4"
1/2"
2056T/E
020560110

Verrijdbare gereedschapskoffer met
163-delig assortiment gereedschappen
voor algemeen onderhoud.

- Verstelbare telescopische handgreep
- Uitneembaar gereedschapspaneel.
- Geïntegreerde foam inlay.

€ 369,00

1/4"

	895 /1		14"
	C900		4-4,5-5-5,5-6-7-8-9-10-11-12-13-14 mm
	C900/20		50 mm
	C900/20L		100 mm
	C900/25		
	C900/30		150 mm
	C900/42		115 mm
	C900/48		150 mm

1/2"

	C920A		10-11-12-13-14-15-16-17-18-19-21-22-24 mm
	C920/21		125 mm
	C920/22		250 mm
	C910/16F		□ 3/8" - ■ 1/2"
	C920/25		
	C920/72		260 mm

**x
163**



465x330x225mm



12"

2120L-E/T91

021200911

**Plaatstalen gereedschapskist met
91-delig assortiment gereedschappen
voor algemeen onderhoud.**

€ 309,00



550x200x210 mm

12"



C920A	○	10-11-12-13-14-15-16-17-18-19-20-21 22-23-24-27-30-32 mm	20
C920/72	⊗	250 mm	
C920/25			



C920/21	○	125 mm	5
C920/22		250 mm	
C910/16F	□ 3/8" - ■ 1/2"		
1048C		250 mm	
1771	3x	18 mm	



42C	⊗	8-9-10-11-12-13-14-15-16-17-19 mm	20
96K/SP9	○	1,5-2-2,5-3-4-5-6-8-10 mm	



1202E	●	2,5x50-3x75-4x100-5,5x125-6,5x150 mm	6
1202EN	●	4x30 mm	



860EA/31		⊗ ⊙ ⊕ ⊖ ⊗ ⊙	37
C900AD		⊗ 14"	
C900/30		150 mm	
1202E	⊕	PH0x60-PH1x80-PH2x100 mm	
1202EN	⊕	PH1x30 mm	



1082CM	⌢	160 mm	6
1150CM	≡	180 mm	
1166CM	●	160 mm	

C22E

022000130

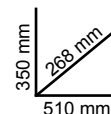
kg 20

€ 89,00

Draagbare gereedschapskist voorzien van 3 laden.

Belangrijkste kenmerken:

- 3 laden (435x210 mm) met kogellagergeleiding:
 - 1 lade, 50 mm hoog.
 - 2 laden, 70 mm hoog.
- Boven compartiment (505x256x60 mm).
- Centraal veiligheidsslot aan voorzijde.
- Handvatten zowel aan de bovenzijde als aan de zijkant van de koffer.



n°	h	max
3	50 mm	5 kg


1/4" 1/2"
2200E/21

022002201

Draagbare gereedschapskist voorzien van 3 laden en 159-delig assortiment gereedschappen

	1048C	250 mm
	1128BMXC	150 mm
	1370C	300 g
	1692/5	5 m


x 159

42C 8-10-11-12-13-14-15-17-19 mm
1082CM 160 mm
1150CM 180 mm
1770A 9 mm
1770RL 10x

€ 425,00

861/C61 3/8" - 1/2"
1256/C21-1 4 mm

1/4" C900/48 150 mm
 C900/25 115 mm
 C900/42 115 mm
 C900AD 115 mm
 C900 4-4,5-5-5,5-6-7-8-9-10-11-12-13-14 mm
 C900/20 50 mm
 C900/20L 100 mm

1/2" C920/72 260 mm
 C920/25 250 mm
 C920/22 250 mm
 C910/16F 3/8" - 1/2"
 C920A 13-14-15-16-17-18-19-21-22 mm

96BPC/SK9 1,5-2-2,5-3-4-5-6-8-10 mm
1201E 2,5x50-3x75-4x100-5,5x125 mm
1201EN 4x30
1202E PH1x80-PH2x100
1202EN PH1x30 mm
1253 3,5x100 mm



C43

043000003

€ 179,00

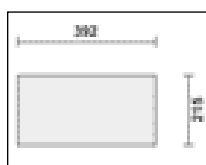
Trolley, drie compartementen.

Belangrijkste kenmerken:

- Plaatstalen constructie gecombineerd met kunststof delen.
- 3 afneembare modules:
1 top gereedschapskoffer, 220 mm hoog.
1 centrale module, 165 mm hoog,
met 2 laden, 60 mm hoog.
1 bodem module, 330 mm hoog, met klepsluiting,
280 mm hoog, met wielen
- Wielen ø 128 mm.
- Telescopische handgreep, verstelbaar in 4 posities.
- Voorzien van een ontgrendelsysteem voor de modules.
- Bovenste gereedschapskoffer is voorzien van uitneembare bak en in de deksel 2 afsluitbare vakken voor kleine delen.



827 mm
323 mm
526 mm





4300E/21

043002201

Beta Easy gereedschapstrolley bestaande uit 3 compartimenten met 212-delig assortiment gereedschappen voor algemeen onderhoud.



€ 579,00




1256/C21-1

	1256LP	●	1,5-2-2,5 mm
	1256PH	⊕	PH0-PH1
	1256PZ	⊕	PZ0-PZ1
	1256PE	○	0,7-0,9-1,3-1,5-2-2,5-3 mm
	1256TX	⊗	T4-T5-T6-T7
	1256RTX	⊗	T8-T10-T15
		4 mm	99 mm



903E/C42 1 1/4"

	C900	○	4-4,5-5-5,5-6-7-8-9-10-11-12-13-14 mm
	C900E/55	⊗	
	C900/25		
	C900/20		50 mm
	C900/20L		100 mm
	C900/42		115 mm
	C900/30		150 mm
	96	○	1,3-1,5-2-2,5 mm
	C900AD	⊗ 1 1/4"	
	861LP	●	⊗ 0,6x4-0,8x5,5-1,2x6,5 mm
	861PH	⊕	⊗ PH1-PH2-PH3
	861PZ	⊕	⊗ PZ1-PZ2-PZ3
	861PE	○	⊗ 3-4-5-6 mm
	861TX	⊗	⊗ T10-T15-T20-T25-T30



923E/C25 1 1/2"

	C920A	○	8-9-10-11-12-13-14-15-16-17-18-19-20-21-22-23-24-27-30-32 mm
	C920E/55	⊗	
	C920/25		
	C920/21		125 mm
	C920/22		250 mm
	C910/16F	□	3/8"- 1/2"



	42C	⊗	7-8-9-10-11-12-13-14-15-16-17-18-19-22 mm
	96BPC/SK9	○	1,5-2-2,5-3-4-5-6-8-10 mm
	111		200 mm
	1048C		250 mm
	1052C		240 mm
	1082CM	⊗	160 mm
	1150CM	⊗	180 mm
	1166CM	●	160 mm
	1201E	●	2,5x50-3x75-4x100-5,5x150-6,5x150 mm
	1201EN	●	4x30 mm
	1202E	⊕	PH0x60-PH1x80-PH2x100 mm
	1202EN	⊕	PH1x30 mm
	1128BMXC		150 mm
	1253	●	3,5x100 mm
	1370C		300 g
	1390C		Ø 35 mm
	1692/3		3 m
	1695XS		70 mm
	1771	3x	18 mm
	1771RL		10x
	1725CR		150 mm
	1098C		220 mm
	1719C P	⊗	200 mm
	1719C M	⊗	200 mm
	1719C R	●	200 mm
	1833XS/2		133 mm Batteries: 2xAAA (not included)

861/C61

●	861LP	0,5x3 (2)-0,5x4(2)-0,6x4,5(2)-0,8x5(2)-1,0x5,5(2)-1,0x6(2)-1,6x8(2) mm
⊕	861PH	PH0(2)-PH1(7)-PH2(7)-PH3(2)
⊕	861PZ	PZ0(2)-PZ1(3)-PZ2(3)-PZ3(2)
○	861PE	1,5-2-2,5-3-4-4,5-5-5,5-6-8 mm
⊗	861TX	T9-T10-T15-T20-T25 T27-T30-T40
		○ 1/4 - ● 1/4





2400S 07/E-S

024002221



Gereedschapswagen met 7 laden en 240-delig assortiment gereedschappen

Belangrijkste kenmerken:

- 7 laden (588x367 mm)
met kogellagergeleiding:
5 laden 70 mm hoog
1 lade 140 mm hoog
1 lade 210 mm hoog
- Ladenbodems beschermd
door rubber matten.
- Statische belasting: 800 kg.
- Geïntegreerde spuitbushouder.

kg 800

€ 1.199,00



2400S G7/E-S

024002222



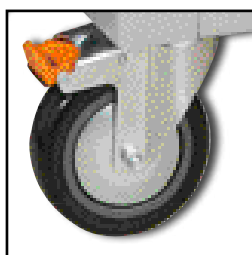
2400S R7/E-S

024002223

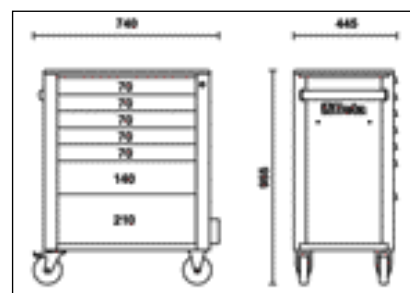
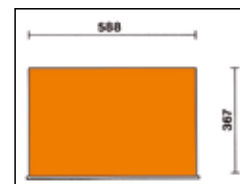

- Centraal
veiligheidsslot aan
voorzijde.



- Vier wielen Ø 125 mm:
2 vaste en 2 zwenk waarvan
1 met rem.



n°	h	max
5	70 mm	25 kg
1	140 mm	30 kg
1	210 mm	30 kg





- 42C 6-7-8-9-10-11-12-13-14-15-16-17-18-19-20-21-22-23-24 mm
 55C 6x7-8x9-10x11-12x13-14x15-16x17-18x19-20x22 mm
 90C 6x7-8x9-10x11-12x13-14x15-16x17-18x19-20x22 mm
 111 250 mm



- 1201E 2,5x50-3x75-4x100-5,5x125-6,5x150-8x200 mm
 1201EN 4x30 mm
 1202E PH0x60-PH1x80-PH2x100-PH3x150 mm
 1202EN PH1x30 mm
 1207E/TX T06-T07-T08-T09-T10-T15-T20-T25-T27-T30-T40
 96BPC/SK9 1,5-2-2,5-3-4-5-6-8-10 mm



- 1082CM 160 mm
 1150CM 180 mm
 1166CM 200 mm
 1032-180 19+60 mm
 1034-170 19+60 mm
 1036-175 19+60 mm
 1038-175 19+60 mm
 1048C 250 mm
 1370C 500 g
 1390C Ø 35 mm
 32C Ø 4 mm
 34C 150 mm
 36C 130 mm



- 14" C900 4-4,5-5-5,5-6-7-8-9-10-11-12-13-14 mm
 C900L 4-4,5-5-5,5-6-7-8-9-10-11-12-13-14 mm
 C900/48 150 mm
 C900/25 50 mm
 C900/20 100 mm
 C900/20L 100 mm
 C900/42 115 mm
 C900/30 150 mm
 C900ME 3-4-5-6-7-8 mm
 C900TX T06-T07-T08-T09-T10-T15-T20-T25
 C900AD 1/4"

- 12" C920A 8-9-10-11-12-13-14-15-16-17-18-19-20-21-22-23-24-27-30-32 mm
 C920L 10-12-13-14-15-16-17-18-19-21-22 mm
 C920/72 260 mm
 C920/25 125 mm
 C920/21 250 mm
 C920/22 250 mm
 C910/16F 3/8" - 1/2"
 C920PE 5-6-7-8-9-10-12-14 mm
 C920TX T27-T30-T40-T45-T50-T55-T60

861/C61

861LP	0,5x3 (2)-0,5x4(2)-0,6x4,5(2)-0,8x5(2)-1,0x5,5(2)-1,0x6(2)-1,6x8(2) mm
861PH	PH0(2)-PH1(7)-PH2(7)-PH3(2)
861PZ	PZ0(2)-PZ1(3)-PZ2(3)-PZ3(2)
861PE	1,5-2-2,5-3-4-4,5-5-5,5-6-8 mm
861TX	T9-T10-T15-T20-T25 T27-T30-T40
	1/4 - 1/4





2400S 07/E-M

024002224

**Gereedschapswagen met 7 laden
en 309-delig assortiment
gereedschappen**

Belangrijkste kenmerken:

- 7 laden (588x367 mm)
met kogellagergeleiding:
- 5 laden 70 mm hoog
- 1 lade 140 mm hoog
- 1 lade 210 mm hoog
- Ladenbodems beschermd
door rubber matten.
- Statische belasting: 800 kg.
- Geïntegreerde spuitbushouder.

kg 800

309x

€ 1.325,00




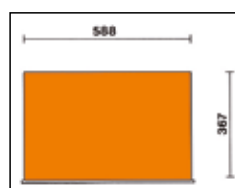
2400S G7/E-M

024002225

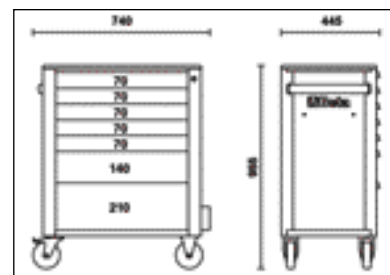


2400S R7/E-M

024002226



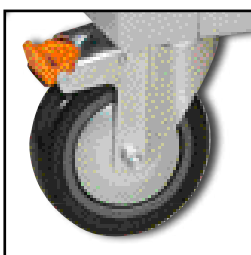
n°	h	max
5	70 mm	25 kg
1	140 mm	30 kg
1	210 mm	30 kg



- Centraal
veiligheidsslot aan
voorzijde.



- Vier wielen Ø 125 mm:
2 vaste en 2 zwenk waarvan
1 met rem.





13

- | | | | |
|----------|----------|-------|---------|
| 1082CM | 160 mm | 1048C | 250 mm |
| 1150CM | 180 mm | 1370C | 500 g |
| 1166CM | 200 mm | 1390C | Ø 35 mm |
| 1032-180 | 19+60 mm | 32C | Ø 4 mm |
| 1034-170 | 19+60 mm | 34C | 150 mm |
| 1036-175 | 19+60 mm | 36C | 130 mm |
| 1038-175 | 19+60 mm | | |



37

- 42C 6-7-8-9-10-11-12-13-14-15-16-17-18-19-20-21-22-23-24-27-30-32 mm
96BPC/SK9 1,5-2-2,5-3-4-5-6-8-10 mm

159



14"

- C900 4-4,5-5-5,5-6-7-8-9-10-11-12-13-14 mm
C900L 4-4,5-5-5,5-6-7-8-9-10-11-12-13-14 mm
C900/48 150 mm
C900/25 50 mm
C900/20L 100 mm
C900/42 115 mm
C900/30 150 mm
C900ME 3-4-5-6-7-8 mm
C900TX T06-T07-T08-T09-T10-T15-T20-T25
C900AD 1/4" - 3/4"

12"

- C920A 8-9-10-11-12-13-14-15-16-17-18-19-20-21-22-23-24-27-30-32 mm
C920L 10-12-13-14-15-16-17-18-19-21-22 mm
C920/72 260 mm
C920/25 250 mm
C920/21 125 mm
C920/22 250 mm
C910/16F 3/8" - 1/2"
C920PE 5-6-7-8-9-10-12-14 mm
C920TX T27-T30-T40-T45-T50-T55-T60

- 861/C61
1/4" 1/2" 3/4"
1/8" 1/4" 3/8" 1/2"



60

- 38" C910A 6-7-8-9-10-11-12-13-14-15-16-17-18-19-20-21-22 mm
C910AL 8-10-11-12-13-14-17-19 mm
C910/72 205 mm
C910/25 75 mm
C910/21 150 mm
C910/22 150 mm
C920/15F 1/2" - 3/8"
C910PE 4-5-6-7-8-9-10 mm
C910TX T15-T20-T25-T27-T30-T40-T45
55C 6x7-8x9-10x11-12x13-14x15-16x17-18x19-20x22 mm
90C 6x7-8x9-10x11-12x13-14x15-16x17-18x19-20x22 mm



46

- 1201E 2,5x50-3x75-4x100-5,5x125-6,5x150-8x200 mm
1201EN 4x30 mm
1202E PH0x60-PH1x80-PH2x100-PH3x150
1202EN PH1x30 mm
1207E/TX T06-T07-T08-T09-T10-T15-T20-T25-T27-T30-T40-T45

- 1256/C21-1 4 mm





2400S 08/E-L

024002241

Gereedschapswagen met 8 laden en 398-delig assortiment gereedschappen

Belangrijkste kenmerken:

- 8 laden (588x367 mm)
met kogellagergeleiding;
- 7 laden 70 mm hoog
1 lade 210 mm hoog
- Ladenbodems beschermd
door rubber matten.
- Vier wielen Ø 125 mm:
2 vaste en 2 zwenk waarvan 1 met rem.
- Centraal veiligheidsslot aan voorzijde.
- Statische belasting: 800 kg.
- Geïntegreerde spuitbushouder.

€ 1.799,00


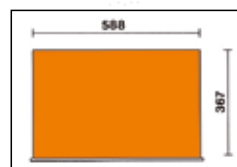
kg 800



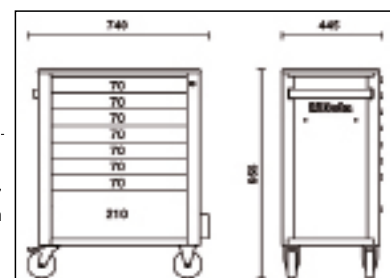
2400S G8/E-L
 024002242



2400S R8/E-L
 024002243



n°	h	↓ max
7	70 mm	25 kg
1	210 mm	30 kg



42C 6-7-8-9-10-11-12-13-14-15-16-17-
18-19-20-21-22-23-24-27-30-32 mm
96BPC/SK9 1,5-2-2,5-3-4-5-6-8-10 mm



55C 6x7-8x9-10x11-12x13-14x15-16x17-18x19-20x22-21x23-
24x27-30x32 mm
90C 6x7-8x9-10x11-12x13-14x15-16x17-18x19-20x22-21x23-
24x27-30x32 mm
97BTX/SC8 T9-T10-T15-T20-T25-T27-T30-T40

196



1/4"

- C900** ○ 4-4,5-5-5,5-6-7-8-9-10-11-12-13-14 mm
C900L ○ 4-4,5-5-5,5-6-7-8-9-10-11-12-13-14 mm
C900FTX ○ E4-E5-E6-E7-E8-E10
C900/48 150 mm
C900/25 50 mm
C900/20 100 mm
C900/20L 150 mm
C900/30 115 mm
C900/42 ○ 3-4-5-6-7-8 mm
C900ME ○ T06-T07-T08-T09-T10-T15-T20-T25
C900TX ● 0,8x4-1x5,5-1,2x6,5-1,2x8 mm
C900PH ● PH0-PH1-PH2-PH3
C900AD ● 14"

3/8"

- C910A** ○ 6-7-8-9-10-11-12-13-14-15-16-17-18-19-20-21-22-24 mm
C910AL ○ 8-10-11-12-13-14-17-19 mm
C910FTX ○ E6-E7-E8-E10-E11-E12-E14
C910/72 205 mm
C910/25 75 mm
C910/21 150 mm
C910/22 □ 1/2" - ■ 3/8"
C920/15F ○ 4-5-6-7-8-9-10 mm
C910PE ○ T15-T20-T25-T27-T30-T40-T45
C910TX

861/C61



1256/C21-1

○ 4 mm




78



12"

- C920A** ○ 8-9-10-11-12-13-14-15-16-17-18-19-20-21-22-23-24-27-30-32 mm
C920L ○ 10-12-13-14-15-16-17-18-19-21-22-24-27-30-32 mm
C920FTX ○ E10-E12-E14-E16-E18-E20-E22-E24
C920/72 260 mm
C920/25 125 mm
C920/21 250 mm
C920/22 □ 3/8" - ■ 1/2"
C910/16F ○ 5-6-7-8-9-10-12-14 mm
C920PE ○ 5-6-7-8-9-10-12-14 mm
C920PE/L ○ T27-T30-T40-T45-T50-T55-T60
C920TX ○ T30-T40-T45-T50-T55-T60-T70
C920TX/L

25



- 1201E** ● 2,5x50-3x75-4x100-5,5x125-6,5x150-8x200 mm
1201EN ● 4x30 mm
1202E ● PH0x60-PH1x80-PH2x100-PH3x150 mm
1202EN ● PH1x30 mm
1207E/TX ○ T06-T07-T08-T09-T10-T15-T20-T25-T27-T30-T40-T45
1253 ● 0,5x100 mm

13



- 1082CM** 160 mm
1150CM 180 mm
1166CM ● 200 mm
1168CM ● 200 mm
1048C 250 mm
1098C 220 mm
1032-180 ○ 19+60 mm
1034-170 ○ 19+60 mm
1036-175 ● 19+60 mm
1038-175 ● 19+60 mm
1052C 190-240 mm
1128BMXC 150 mm

25



- 30C** Ø 2-3-4 mm
31C Ø 2-3-4-5-6-8 mm
32C Ø 4 mm
34C 150-175-200 mm
36C 130 mm
1370C 500 g
1390C Ø 35 mm
1692 3 m
1712 150+590 mm
1719C Q ■ 200 mm
1719C T ▲ 200 mm
1719C P ▮ 200 mm
1719C M ▴ 200 mm
1719C R ● 200 mm
1737MX 270 mm
1771 3x 18 mm

€ 2.699,00

x
493

2400S XL09/E-XL

024002251

kg 1000

Gereedschapswagen breed model met 9 laden voorzien van anti-omvalssysteem en 493-delig assortiment gereedschappen

Belangrijkste kenmerken:

- 9 laden (882x367 mm) met kogellagergeleiding: 8 laden 70 mm hoog 1 lade 140 mm hoog
- Anti-omvalssysteem
- Robuust ABS werkblad, met 6 vakken.
- Stevige nylon ladengreep, met geïntegreerde etikethouder.
- Ladenbodems beschermd door rubber matten.
- Vier wielen Ø 125 mm: 2 vaste en 2 zwenk waarvan 1 met rem.
- Centraal veiligheidsslot aan voorzijde.
- Statische laadcapaciteit: 1,000 kg.
- Geïntegreerde spuitbushouder.



2400S XLG9/E-XL

024002252

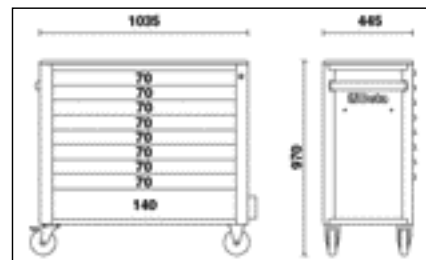


2400S XLR9/E-XL

024002253



n°	h	max
8	70 mm	30 kg
1	140 mm	35 kg



- 1/4" C900**
C900L
C900FTX
C900/48
C900/25
C900/20
C900/20L
C900/30
C900/42
C900ME
C900TX
C900LP
C900PH
C900AD
- 4-4,5-5-5,5-6-7-8-9-10-11-12-13-14 mm
 ○ 4-4,5-5-5,5-6-7-8-9-10-11-12-13-14 mm
 ○ E4-E5-E6-E7-E8-E10
 150 mm
 50 mm
 100 mm
 150 mm
 115 mm
 ○ 3-4-5-6-7-8 mm
 ○ T06-T07-T08-T09-T10-T15-T20-T25
 ● 0,8x4-1x5,5-1,2x6,5-1,2x8 mm
 ● PH0-PH1-PH2-PH3
 ● 1/4"

- 3/8" C910A**
C910AL
C910FTX
C910/72
C910/25
C910/21
C910/22
C920/15F
C910PE
C910TX
- 6-7-8-9-10-11-12-13-14-15-16-17-18-19-20-21-22-24 mm
 ○ 8-10-11-12-13-14-17-19 mm
 ○ E6-E7-E8-E10-E11-E12-E14
 205 mm
 75 mm
 150 mm
 □ 1/2" - ■ 3/8"
 ○ 4-5-6-7-8-9-10 mm
 ○ T15-T20-T25-T27-T30-T40-T45

861/C61
○ ● ○ ● ○ ●

1256/C21-1
○ 4 mm



- 12" C920A**
C920L
C920FTX
C920/72
C920/25
C920/21
C920/22
C910/16F
C920PE
C920PE/L
C920TX
C920TX/L
- 8-9-10-11-12-13-14-15-16-17-18-19-20-21-22-23-24-27-30-32 mm
 ○ 10-12-13-14-15-16-17-18-19-21-22-24-27-30-32 mm
 ○ E10-E12-E14-E16-E18-E20-E22-E24
 260 mm
 125 mm
 250 mm
 □ 3/8" - ■ 1/2"
 ○ 5-6-7-8-9-10-12-14 mm
 ○ 5-6-7-8-9-10-12-14 mm
 ○ T27-T30-T40-T45-T50-T55-T60
 ○ T30-T40-T45-T50-T55-T60-T70



30

55C 6x7-8x9-10x11-12x13-14x15-16x17-18x19-20x22-21x23-24x27-30x32 mm
90C 6x7-8x9-10x11-12x13-14x15-16x17-18x19-20x22-21x23-24x27-30x32 mm
97BTX/SC8 T9-T10-T15-T20-T25-T27-T30-T40



31

42C 6-7-8-9-10-11-12-13-14-15-16-17-18-19-20-21-22-23-24-27-30-32 mm
96BPC/SK9 1,5-2-2,5-3-4-5-6-8-10 mm



13

1082CM 160 mm
1150CM 180 mm
1166CM 200 mm
1168CM 200 mm
1048C 250 mm
1098C 220 mm
1032-180 19+60 mm
1034-170 19+60 mm
1036-175 19+60 mm
1038-175 19+60 mm
1052C 190-240 mm
1128BMXC 150 mm




23

30C Ø 2-3-4 mm
31C Ø 2-3-4-5-6-8 mm
32C Ø 4 mm
34C 150-175 mm
36C 130 mm
1692 3 m
1712TF 150+590 mm
1719C Q 200 mm
1719C T 200 mm
1719C P 200 mm
1719C M 200 mm
1719C R 200 mm
1725 420 mm
1771 3x 18 mm
1833XS/2 133 mm



29

123E1/4 1/4"
123Q1/4 1/4"
123Q3/8 3/8"
123Q1/2 1/2"
C720 10-12-13-15-17-19-21-24 mm
C720LC 17-19-21-22 mm
C720/21 125 mm
900/16 1/4" - 3/8"
910/15 3/8" - 1/4"
910/16 3/8" - 1/2"
920/15 1/2" - 3/8"
920/16 1/2" - 3/4"
943FL 6-7-8 mm
1687D 153 mm
1687U 153 mm
1687A 153 mm
1687AC 153 mm



25

1201E 2,5x50-3x75-4x100-5,5x125-6,5x150-8x200 mm
1201EN 4x30 mm
1202E PH0x60-PH1x80-PH2x100-PH3x150 mm
1202EN PH1x30 mm
1207E/TX T06-T07-T08-T09-T10-T15-T20-T25-T27-T30-T40-T45
1253 0,5x100 mm



4

1370C 500 g
1380C 1000 g
1390C Ø 35 mm
1737NX



30

141C 8-9-10-11-12-13-14-15-17-19 mm
410E/SP19 Ø 1+10 X 0,5 mm
1725CR 250 mm



7

1149F 0,2+6 mm²
1602 0,75+6 mm²
1603 1,25+5,5 mm²
1716R 215 mm
1716P 250 mm
1716U 195 mm
1716A 240 mm



11

97TTXC T8-T9-T10-T15-T20-T25-T27-T30-T40
1650 150 mm
1682 300 mm



8

943E 6-7-8-9-10-11-12-13 mm



8

96TC 2-2,5-3-4-5-6-7-8 mm



2400S XL09/E-XXL

024002254

Gereedschapswagen breed model met 9 laden voorzien van anti-omvalssysteem en 614-delig assortiment gereedschappen

Belangrijkste kenmerken:

- 9 laden (882x367 mm) met kogellagergeleiding:
- 8 laden 70 mm hoog
- 1 lade 140 mm hoog
- Anti-omvalssysteem
- Robuust ABS werkblad, met 6 vakken.
- Stevige nylon ladengreep, met geïntegreerde etikethouder.
- Ladenbodems beschermd door rubber matten.
- Vier wielen Ø 125 mm: 2 vaste en 2 zwenk waarvan 1 met rem.
- Centraal veiligheidsslot aan voorzijde.
- Statistische laadcapaciteit: 1,000 kg.
- Geïntegreerde spuitbushouder.

kg 1000

614



€ 3.149,00



2400S XLG9/E-XXL

024002255

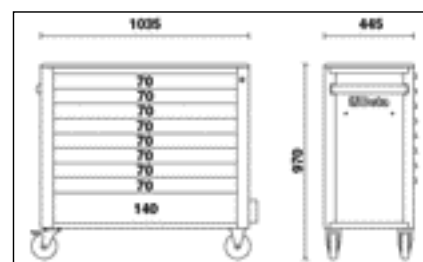
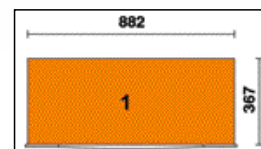


2400S XLR9/E-XXL

024002256



n°	h	max
8	70 mm	30 kg
1	140 mm	35 kg



97TTXC T08-T09-T10-T15-T20-T25-T27-T30-T40
97BTX/SC8 T9-T10-T15-T20-T25-T27-T30-T40

861/C61
1256/C21-1
4 mm



3/8"	C910A	6-7-8-9-10-11-12-13-14-15-16-17-18-19-20-21-22-24 mm
	C910AL	8-10-11-12-13-14-17-19 mm
	C910FTX	E6-E7-E8-E10-E11-E12-E14
	C910PE	4-5-6-7-8-9-10 mm
	C910TX	T15-T20-T25-T27-T30-T40-T45

C910/21	75 mm
C910/22	150 mm
C910/25	
C910/72	205 mm
C920/15F	□ 1/2" - ■ 3/8"

1/4"	C900	4-4,5-5-5,5-6-7-8-9-10-11-12-13-14 mm
	C900L	4-4,5-5-5,5-6-7-8-9-10-11-12-13-14 mm
	C900FTX	E4-E5-E6-E7-E8-E10
	C900ME	3-4-5-6-7-8-10 mm
	C900TX	T06-T07-T08-T09-T10-T15-T20-T25
	C900LP	0,8x4-1x5,5-1,2x6,5-1,2x8 mm
	C900PH	PH0-PH1-PH2-PH3

C900AD	50 mm
C900/20	100 mm
C900/25	
C900/30	150 mm
C900/42	115 mm
C900/48	150 mm

214


97

- 12"** C720L ○ 10-12-13-15-17-19-21-24-27-30 mm
 C720/21 125 mm
 C720/25 64 mm
 C910/16F □ 3/8" - ■ 1/2"
 C920/16 □ 1/2" - ■ 3/4"
 C920A ○ 8-9-10-11-12-13-14-15-16-17-18-19-20-21-22-23-24-27-30-32 mm
 C920FTX ○ E10-E12-E14-E16-E18-E20-E22-E24
 C920PE ○ 5-6-7-8-9-10-12-14 mm
 C920PE/L ○ 5-6-7-8-9-10-12-14 mm
 C920PE/XL ○ 10-12-14 mm
 C920TX ○ T27-T30-T40-T45-T50-T55-T60
 C920TX-L ○ T30-T40-T45-T50-T55-T60-T70
 C920TX-XL ○ T45-T50-T55
 C920L ○ 10-12-13-14-15-16-17-18-19-21-22-24-27-30-32 mm
 C920/21 125 mm
 C920/22 250 mm
 C920/25 260 mm
 C920/72 260 mm


35

- 943E ○ 5-5,5-6-7-8-9-10-11-12-13-14 mm
 1201E ● 2,5x50-3x75-4x100-5,5x125-4,5x150-8x200 mm
 1201EN ● 4x30 mm
 1202E ● PH0x60-PH1X80-PH2x100-PH3x150 mm
 1202EN ● PH1x30 mm
 1207E/TX ○ T06-T07-T08-T09-T10-T15-T20-T25-T27-T30-T40-T45


49

- 42C ○ 6-7-8-9-10-11-12-13-14-15-16-17-18-19-20-21-22-23-23-24-27-30-32 mm
 55C ○ 6x7-8x9-10x11-12x13-14x15-16x17-18x19-20x22-21x23-24x27-30x32 mm
 141C ○ 8-9-10-11-12-13-14-15-16-17-18-19 mm
 123E1/4 16
 123Q1/4 14
 123Q3/8 38
 123Q1/2 12


133

- 666N/20 12 40÷200Nm
 C720 ○ 10-12-13-15-17-19-21-24-27-30 mm
 C720LC ○ 17-19-21-22 mm
 867PE ○ 4-5-6-7-8-10-12 mm
 867PE-L ○ 4-5-6-7-8-10-12 mm
 867XZN ○ 4-5-6-8-10-12 mm
 867XZN-L ○ 5-6-8-10-12 mm
 867TX ○ T20-T52-T30-T40-T45-T50-T55
 867TX/L ○ T20-T52-T30-T40-T45-T50-T55
 867RTX ○ T20-T52-T30-T40-T45-T50-T55
 867/1 ○ 10 mm - □ 3/8"
 867/2 ○ 10 mm - □ 1/2"
 867RIBE ○ M5-M6-M7-M8-M9-M10-M11-M12-M13
 867RIBE/L ○ M5-M6-M7-M8-M9-M10-M11-M12-M13
 1253 ● 0,5x100 mm
 1257LP ● 2,0-2,5-3,0-3,5-4,0 mm
 1257PH ● PH00-PH0-PH1
 1257TX ○ T05-T06-T07-T08-T09-T10-T15-T20
 96BPC/SK9 ○ 1,5-2-2,5-3-4-5-6-8-10 mm
 410E/SP19 Ø 1÷10 X 0,5 mm


27

- 30C Ø 2-3-4 mm
 31C Ø 2-3-4-5-6-8 mm
 32C Ø 4 mm
 34C 150-200 mm
 36C 130 mm
 1032-180 ○ 19÷60 mm
 1034-170 ○ 19÷60 mm
 1036-175 ● 19÷60 mm
 1038-175 ● 19÷60 mm
 1048C 250mm
 1052C 190-240 mm
 1082CM † 160 mm
 1150CM = 180 mm
 1166CM ● 200 mm
 1168CM ● 200 mm
 1370C 300 g
 1380C 1000 g
 1390C Ø 35 mm


26

- 90C ○ 6x7-8x9-10x11-12x13-14x15-16x17-18x19 mm
 96TC ○ 2-2,5-3-4-5-6-7-8-10 mm
 1098C 220 mm
 1128BMXC 150 mm
 1149F 0,2÷6 mm²
 1602 0,75÷6 mm²
 1603 1,25÷5,5 mm²
 1719C Q ■ 200 mm
 1719C T ▲ 200 mm
 1719C P ▮ 200 mm
 1719C M ▽ 200 mm
 1719C R ● 200 mm


33

- 83 ○ 11x13-14x17-19x22 mm
 943FL ○ 6-7-8 mm
 1650 150 mm
 1682 300 mm
 1687D 153 mm
 1687U 153 mm
 1687A 153 mm
 1687AC 153 mm
 1692 5 m
 1712TF 150÷590 mm
 1716A 240 mm
 1716R 215 mm
 1716P 250 mm
 1716U 195 mm
 1725 420 mm
 1725CR 250 mm
 1737NX 270 mm
 1771 18 mm
 1771RL 10x
 1833XS/2 133 mm

WERKPLAATSINRICHTING C45PRO

Nieuw artikel

C45PRO

Samengesteld als volgt:

- Vast ladenblok met 7 laden (C45PRO M7)
- Vast service blok (C45PRO MS)
- Gereedschapswagen met 7 laden (C45PRO C7)
- Twee deurs onderkast (C45PRO AS2)
- 3 geperforeerde gereedschapspanelen (C45PRO PF)
- 3 ophangkasten (C45PRO PM)
- 3 bevestigingssteunen, breed model (C45PRO SL)
- 1 bevestigingssteun, smal model (C45PRO SS)



045000001 C45PRO X

€ 2.499,00

- Werkblad uit MDF, voorzien van een roestvaststalen afwerking (C45PX/3-2.0MT)



305 kg

045000002 C45PRO W

€ 2.425,00

- Multiplex houten werkblad (C45PW/3-2.0MT)



303 kg

2000 mm
495 mm
2955 mm

C45PRO A

Samengesteld als volgt:

- Vast ladenblok met 7 laden (C45PRO M7)
- Vast service blok (C45PRO MS)
- Twee deurs onderkast (C45PRO MA)
- 3 ophangkasten (C45PRO PM)
- 3 geperforeerde gereedschapspanelen (C45PRO PF)
- 2 bevestigingssteunen, breed model (C45PRO SL)
- 2 bevestigingssteunen, smal model (C45PRO SS)



045000003 C45PRO AX

€ 1.850,00

- Werkblad uit MDF voorzien van roestvaststalen afwerking (C45PX/3-2.0MT)



206 kg

045000004 C45PRO AW

€ 1.775,00

- Multiplex houten werkblad (C45PW/3-2.0MT)



204 kg

2000 mm
495 mm
2040 mm

C45PRO B

Samengesteld als volgt:

- Vast ladenblok met 5 laden (C45PRO M5)
- Twee deurs onderkast (C45PRO MA)
- Enkel deur hoge kast (C45PRO AS1)
- 2 ophangkasten (C45PRO PM)
- 2 geperforeerde gereedschapspanelen (C45PRO PF)
- 2 bevestigingssteunen, breed model (C45PRO SL)
- 1 bevestigingssteun, smal model (C45PRO SS)

045000021 **C45PRO BX**

€ 1.599,00

- Werkblad uit MDF, voorzien van roestvaststalen afwerking (C45PX/2-1.3MT)

191 kg



045000022 **C45PRO BW**

€ 1.549,00

- Multiplex houten werkblad (C45PW/2-1.3MT)

190 kg



C45PRO D

Samengesteld als volgt:

- 1 vast ladenblok met 7 laden (C45PRO M7)
- 1 gereedschapswagen met 7 laden (C45PRO C7)
- 1 vast service blok (C45PRO MS)
- 1 vast ladenblok met 5 laden (C45PRO M5)
- 1 twee deurs onderkast (C45PRO MA)

- 5 geperforeerde gereedschapspanelen (C45PRO PF)
- 5 ophangkasten (C45PRO PM)
- 7 bevestigingssteunen, breed model (C45PRO SL)
- 2 bevestigingssteunen, smal model (C45PRO SS)
- 2 enkele deurs hoge kast (C45PRO AS1)



045000031 **C45PRO DX**

€ 4.699,00

- 1 werkblad uit MDF, voorzien van roestvaststalen afwerking (C45PX/3-2.0MT)
- 1 werkblad uit MDF, voorzien van roestvaststalen afwerking (C45PX/2-1.3MT)
- 1 zelfdragende complete hoek uit MDF, voorzien van roestvaststalen afwerking (C45PRO C/X)



572 kg

045000032 **C45PRO DW**

€ 4.550,00

- 1 multiplex houten werkblad (C45PW/3-2.0MT)
- 1 multiplex houten werkblad (C45PW/2-1.3MT)
- 1 zelfdragende complete hoek met houten werkblad (C45PRO C/W)



568 kg

Prijzen exclusief BTW.



5945E/2021

059450301

271-delig assortiment gereedschappen in foam inlays.

• Voor universeel gebruik.

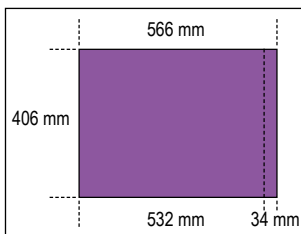


C45PRO

€ 799,00



42C 6-7-8-9-10-11-12-13-14-15-16-17-18-19-20-21-22-24-27-30-32 mm
96BPC/SK9 1,5-2-2,5-3-4-5-6-8-10 mm



96TC 2-2,5-3-4-5-6-7-8 mm
1370C 300 g
1390C Ø 35 mm
34C 150-175-200 mm
1719C Q 200 mm
1719C T 200 mm
1719C P 200 mm
1719C M 200 mm
1719C R 200 mm



1082CM 160 mm
1150CM 180 mm
1166CM 160 mm
1032-180 19+60 mm
1034-170 19+60 mm
1036-175 19+60 mm
1038-175 19+60 mm
1048C 250 mm
1052C 240 mm
97TTXC T10-T15-T20-T25-T30

1256/C21-1 4 mm



1201E 2,5x50-3x75-4x100-5,5x125-6,5x150-8x200 mm
1201EN 4x30 mm
1202E PH0x60-PH1x80-PH2x100-PH3x150 mm
1202EN PH1x30 mm
1207E/TX T06-T07-T08-T09-T10-T15-T20-T25-T27-T30-T40-T45
1253 3,5x100 mm



1/4" **895/1 C900** 1/4" - 1/4"
4-4,5-5-5,5-6-7-8-9-10-11-12-13-14 mm
C900L 5-6-7-8-9-10-11-12-13 mm
C900ME 3-4-5-6-7 mm
C900LP 0,8x4-1x5,5-1,2x6,5-1,2x8 mm
C900PH PH1-PH2-PH3-PH4
C900TX T10-T15-T20-T25-T27-T30
C900/20 50 mm
C900/20L 100 mm
C900/25 150 mm
C900/30 150 mm
C900/42 115 mm
C900/48 150 mm

C956E 16-18-21 mm

861/C61 16-18-21 mm



12" **895/6 C920A** 5/16" - 1/2"
8-10-11-12-13-14-15-16-17-18-19-20-21-22-23-24-26-27-28-30-32 mm
C920/25 125 mm
C920/21 250 mm
C920/22 250 mm
C910/16F 3/8" - 1/2"
C920/72 260 mm

3/8" **895/3 CC910A** 1/4" - 3/8"
6-7-8-9-10-11-12-13-14-15-16-17-18-19-20-21-22 mm
C920/15F 1/2" - 3/8"
C910/21 75 mm
C910/22 150 mm
C910/25 205 mm
C910/72 205 mm

 **Beta**
— EASY —



