



WATER MAX 130 °C - 200 bar

AISI 304 STAINLESS STEEL



ATEX directive
IIB 2 GD c T4 T135 °C X

FIXED

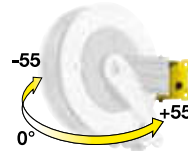


Article

8332.300
8332.301
8333.301

S. 330
hygienic hose

SWIVELLING



Article

-
-
-

Supplied with:

- hoses in black synthetic rubber
- zinc plated steel couplings
- AISI 304 stainless steel swivel joint
- "Viton®" seals



Hose supplied	Connection	
	inlet	outlet
without hose	F3/8"G	F 3/8"G
12m - 5/16" (994.512)	F3/8"G	F3/8"G
12m - 5/16" (994.612)	F3/8"G	F3/8"G

8392.300
8392.302
8393.301

S. 390
hygienic hose

8382.300
8382.302
8383.301

without hose	F3/8"G	F 3/8"G
17m - 5/16" (994.517)	F3/8"G	F3/8"G
12m - 5/16" (994.612)	F3/8"G	F3/8"G

8434.300
8432.301
8432.302
8433.302

S. 430
hygienic hose

8424.300
8422.301
8422.302
8423.302

without hose	F3/8"G	F1/2"G
12m - 3/8" (995.512)	F3/8"G	F3/8"G
18m - 3/8" (995.518)	F3/8"G	F3/8"G
18m - 3/8" (995.618)	F3/8"G	F3/8"G

for ABS hose reels Series 430 see page 153

8534.300
8532.301
8532.302
8533.302

S. 530
hygienic hose

8524.300
8522.301
8522.302
8523.302

without hose	F3/8"G	F1/2"G
20m - 3/8" (995.520)	F3/8"G	F3/8"G
25m - 3/8" (995.525)	F3/8"G	F3/8"G
25m - 3/8" (995.625)	F3/8"G	F3/8"G

8544.300
8542.301
8543.301

S. 540
hygienic hose

8554.300
8552.301
8553.301

without hose	F3/8"G	F1/2"G
30m - 3/8" (995.530)	F3/8"G	F3/8"G
30m - 3/8" (995.630)	F3/8"G	F3/8"G

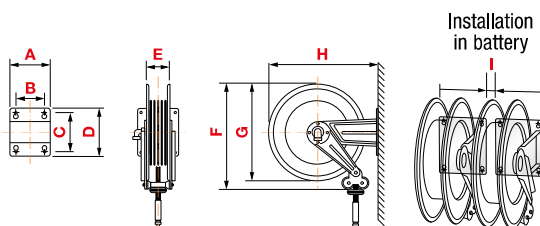
8564.300
8562.301
8562.302

S. 560

-
-
-

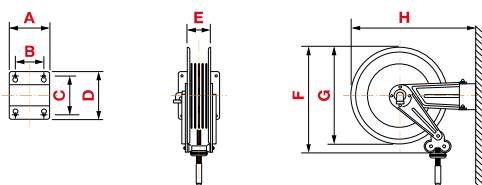
without hose	F3/8"G	F1/2"G
40m - 3/8" (995.540)	F3/8"G	F3/8"G
50m - 3/8" (995.550)	F3/8"G	F3/8"G

FIXED OVERALL DIMENSIONS



Art.	A	B	C	D	E	F	G	H	I	1-m³	kg*
S. 330	186	140	196	226	110	355	350	365	20	0,045	from 8 to 13
S. 390	186	140	196	226	110	400	390	410	20	0,068	from 11 to 18
S. 430	186	140	196	226	115	460	420	460	20	0,098	from 14 to 24
S. 530	203	153	220	258	115	550	510	560	20	0,120	from 19 to 42
S. 540	300	218	228	268	190	550	510	573	0	0,175	from 24 to 40
S. 560	488	399	238	272	368	550	510	578	0	0,310	from 30 to 80

SWIVELLING OVERALL DIMENSIONS



Art.	A	B	C	D	E	F	G	H	1-m³	kg
S. 380	184	146	106	144	110	400	390	484	0,098	from 12 to 19
S. 420	208	162	118	164	115	460	420	541	0,098	from 15 to 25
S. 520	228	182	154	200	115	560	510	642	0,120	from 20 to 43
S. 550	300	218	226	268	190	560	510	702	0,175	from 25 to 41

* The list shows min and max weight for each series: min weight refers to version without hose, max weight refers to heaviest version which depends on hose length and diameter.