

CARBON STEEL Y STRAINER FLANGED PN 40 DIN 3202-1 F1

Carbon steel Y strainer flanged PN40 for filtration of high temperature network, hot water, steam, compressed air, water treatment and irrigation.

Strainer with removable filter and bolted bonnet

Threaded BSP draining cap allowing to install a draining valve.



Size : DN15 to DN300
Connection : Flanges RF PN25/40
Min Temperature : -29°C
Max Temperature : +425°C
Max Pressure : 40 Bars
Specifications : Removable stainless steel filter
Bolted bonnet with draining cap
Blue painting RAL 5002

Materials : Carbon steel ASTM A216 WCB

CARBON STEEL Y STRAINER FLANGED PN 40 DIN 3202-1 F1

SPECIFICATIONS :

- Removable stainless steel filter
- R.F. Flanged PN25/40 , PN40 from DN200 to 300
- Horizontal or vertical position with descendant fluid (respect the flow direction indicated by the arrow)
- Mesh 1mm up to DN 50 , 1.25 mm from DN 65 to 80, 1.6 mm from DN100 to 200, 4 mm over
- Bolted bonnet with draining cap threaded BSP
- Blue painting RAL 5002, 80 µm thickness

USE :

- For all common fluids of 2nd group
- Min Temperature Ts : - 29°C
- Max Temperature Ts :+ 425°C
- Max Pressure Ps : 40 bars (see graph)

PRESSURE / TEMPERATURE RELATION (STEAM EXCLUDED) :

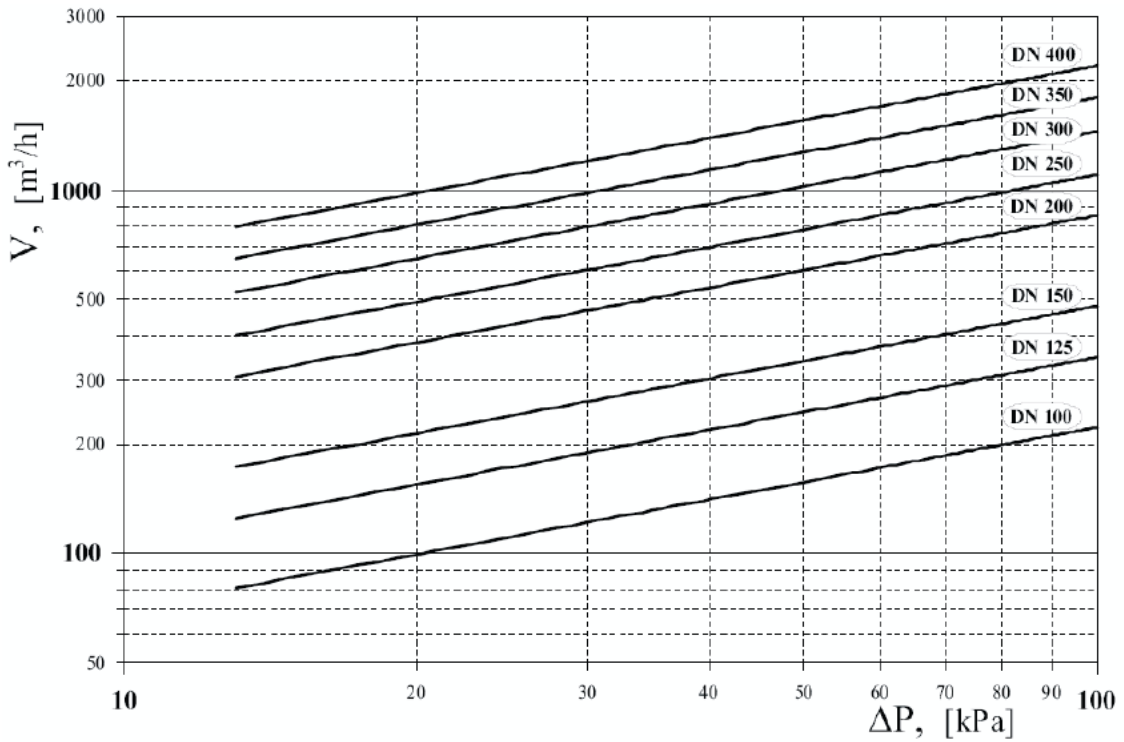
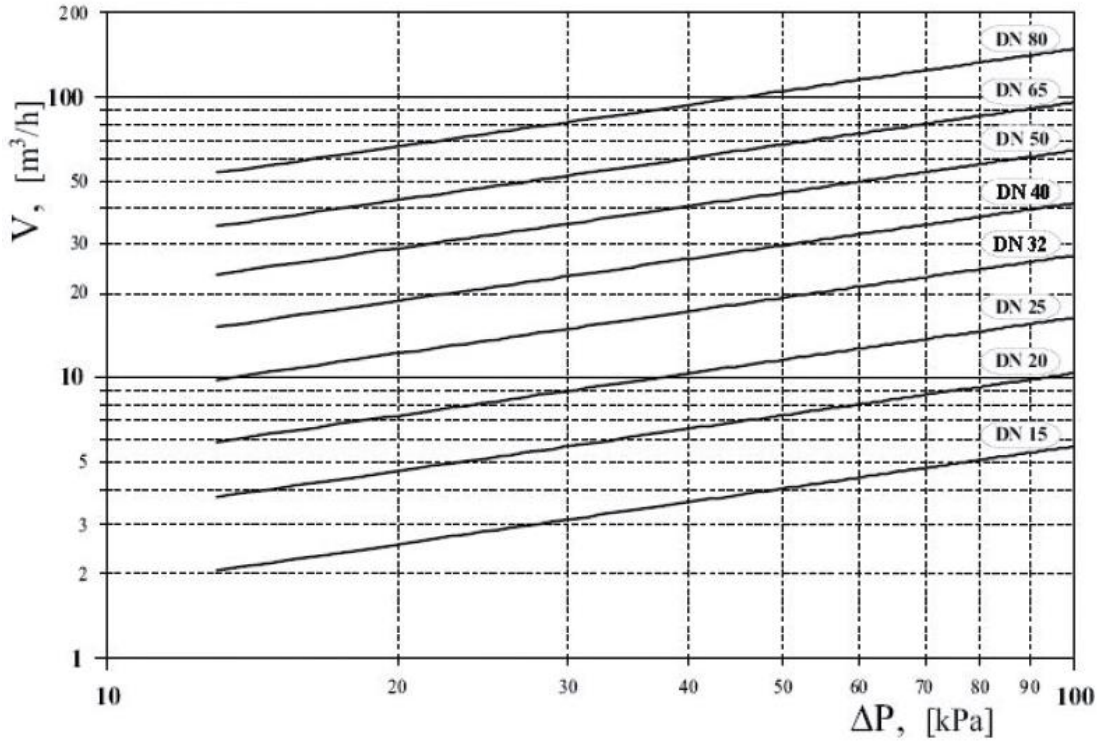
Temperature (°C)	-29	-10	120	200	250	300	350	400	425
Pressure (Bar)	25.8	40	40	34.7	31.4	28	24	21	18

FLOW COEFFICIENT Kvs (M3 / h) :

DN	15	20	25	32	40	50	65	80	100	125	150	200	250	300
Kvs (m3/h)	6.2	10.8	16.8	26.1	36.7	61	98.6	146	234	376	405	752	1220	1865

CARBON STEEL Y STRAINER FLANGED PN 40 DIN 3202-1 F1

HEAD LOSS :

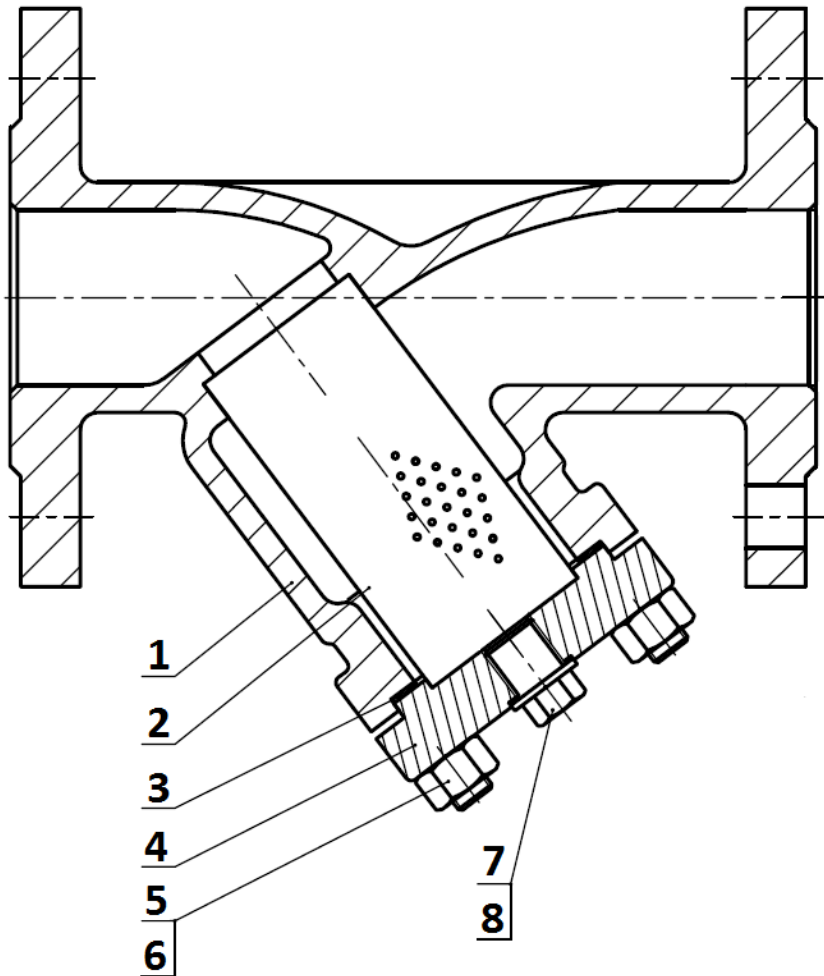


CARBON STEEL Y STRAINER FLANGED PN 40 DIN 3202-1 F1

RANGE :

- Carbon steel flanged R. F. PN25/40 DN 15 up to DN 150 and PN40 from DN200 to DN300 Ref.235

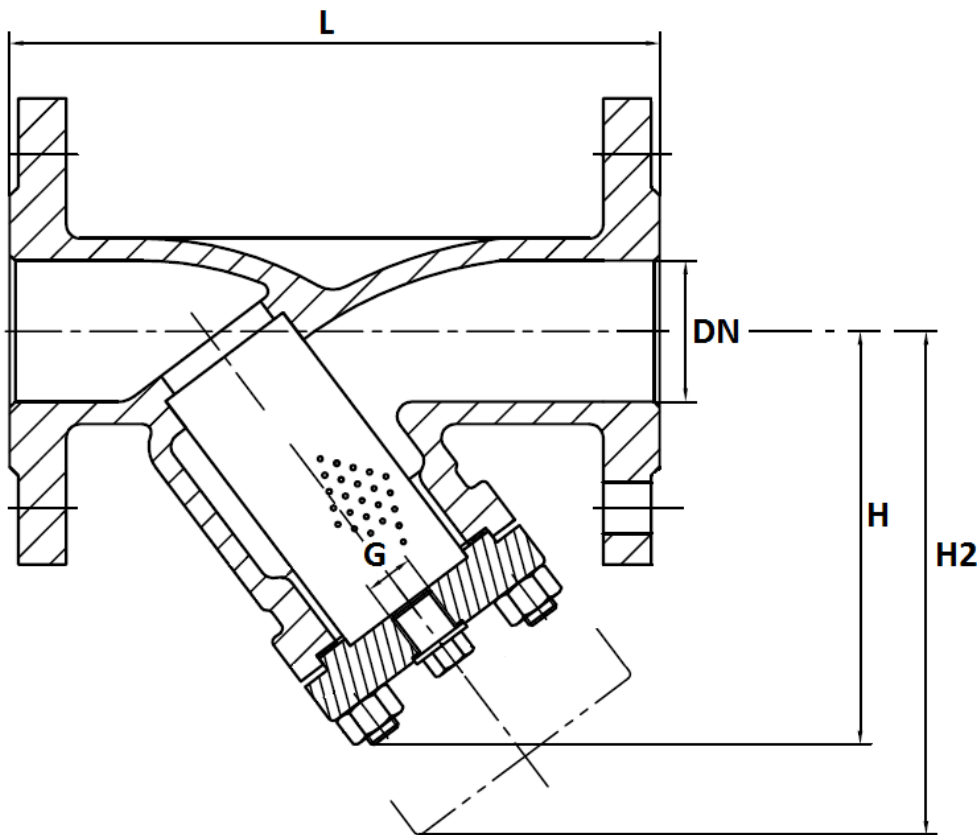
MATERIALS :



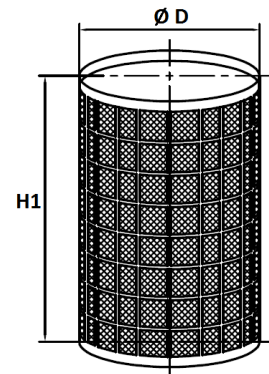
Item	Designation	Materials
1	Body	ASTM A 216 WCB
2	Filter	AISI 304
3	Bonnet gasket	Graphite + AISI 304
4	Bonnet	ASTM A216 WCB
5	Stud	A193-B7
6	Nut	A194-2H
7	Plug	A105
8	Plug gasket	Graphite + AISI 304

CARBON STEEL Y STRAINER FLANGED PN 40 DIN 3202-1 F1

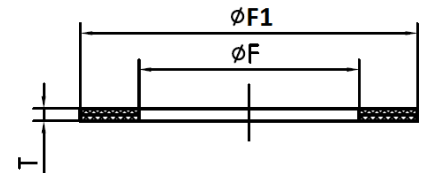
SIZE (in mm) :



Filter size :



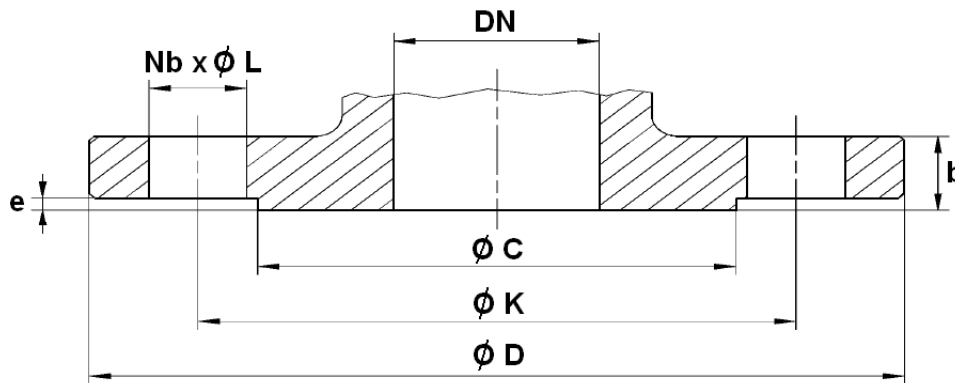
Gasket size :



DN	15	20	25	32	40	50	65	80	100	125	150	200	250	300
L	130	150	160	180	200	230	290	310	350	400	480	600	730	850
H	98	97	108	113	138	147	170	204	240	288	334	380	535	640
H2	106	115	122	130	155	165	190	225	265	310	360	427	590	710
G (drain BSP)	3/8"	3/8"	3/4"	3/4"	1"	1"	1"	1"	1"1/2	1"1/2	1"1/2	1"1/2	2"	2"
Ø D	22	22	29	35	42	52	58	75	104	124	150	190	243	295
H1	48	59	75	85	97	105	121	150	175	205	240	310	390	458
Mesh	1	1	1	1	1	1	1.25	1.25	1.6	1.6	1.6	1.6	4	4
Ø F1	50	50	56	56	68	75	92	106	135	170	195	250	335	385
Ø F	40	40	44	44	52	60	75	92	116	150	165	220	295	345
T	1.5	1.5	1.5	1.5	1.5	1.5	1.5	1.5	1.5	1.5	1.5	1.5	1.5	1.5
Weight (Kg)	2.8	3.5	4.9	6.6	8.7	10.9	18.5	21	37	55	71	115	201	255
Ref.	235015	235020	235025	235032	235040	235050	235065	235080	235100	235125	235150	235200	235250	235300

CARBON STEEL Y STRAINER FLANGED PN 40 DIN 3202-1 F1


SIZE FLANGES RF TYPE B (in mm) :



DN	15	20	25	32	40	50	65	80	100	125	150	200	250	300
Ø C	45	58	68	78	88	102	122	138	162	188	218	285	345	410
Ø D	95	105	115	140	150	165	185	200	235	270	300	375	450	515
Ø K	65	75	85	100	110	125	145	160	190	220	250	320	385	450
Nb x Ø L	4 x 14	4 x 14	4 x 14	4 x 18	4 x 18	4 x 18	8 x 18	8 x 18	8 x 22	8 x 26	8 x 26	12 x 30	12 x 33	16 x 33
b	16	18	18	18	18	20	22	24	24	26	28	34	38	42
e	2	2	2	2	3	3	3	3	3	3	3	3	3	4
Ref.	235015	235020	235025	235032	235040	235050	235065	235080	235100	235125	235150	235200	235250	235300

CARBON STEEL Y STRAINER FLANGED PN 40 DIN 3202-1 F1**STANDARDS :**

- Manufacturer certified ISO 9001 : 2015 and ISO 14001 :2015
- Design according to DIN 3356
- DIRECTIVE 2014/68/EU : CE N° 0036
Risk Category III Module H
- Certificate 3.1 on request
- Tests according to DIN 3230
- Length according to EN 558 series 1 (DIN 3202-1 F1 – NF 29354)
- Flanges R.F. according to EN 1092-1 PN40

INSTALLATION POSITIONS :**Vertical position (descendand fluid)****Horizontal position**

ADVICE : Our opinion and our advice are not guaranteed and SFERACO shall not be liable for the consequences of damages. The customer must check the right choice of the products with the real service conditions.